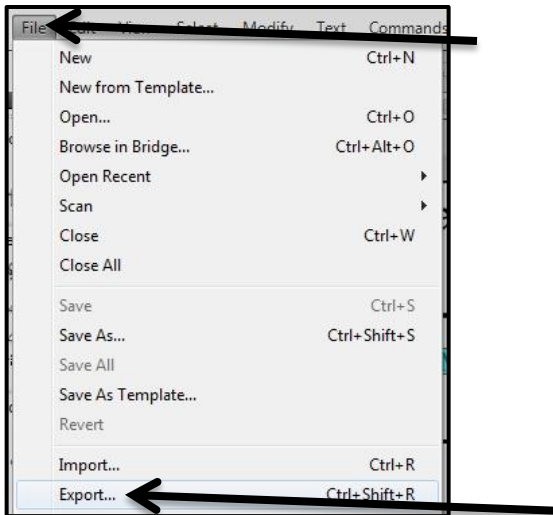


# Final Portfolio Submission

1. Create a new folder called **firstinitiallastname\_portfolio\_hour**.  
If you are working with a partner...  
**firstinitiallastname firstinitallastname portfolio hour.**
2. Put a copy of your project inside the folder.

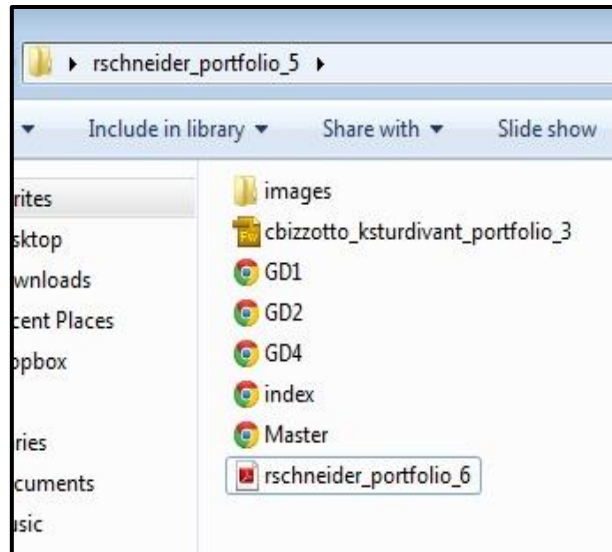
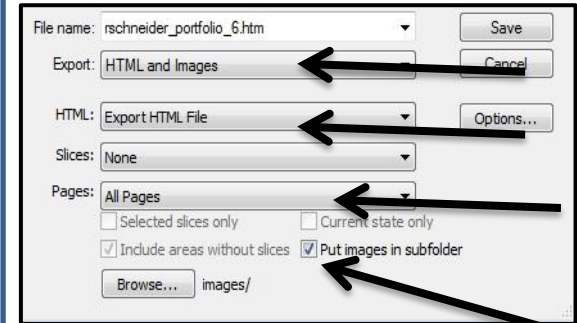
3. You will be performing 2 things...1 is to export your site as a PDF and the other is to export your site as a website. For both of these activities, you will need to open your file and select **File > Export**.



**To Export As A PDF:** At the bottom where it says **Export**, change it to PDF and the pages section to **All Pages**. See image. **Make sure you put this in your new folder.**



**To Export As A Website** At the bottom where it says **Export**, change it to **HTML and Images**. Change Pages to **All Pages**, and **put a checkmark in the box that says to put images in a subfolder**. See image below. **Make sure you put this in your new folder.**



The image to the left is what your folder should look like when you are finished. You will turn this entire folder in for grading.